

Q.raxx A104 TCK

Thermocouple and Low Voltage Measurement Module

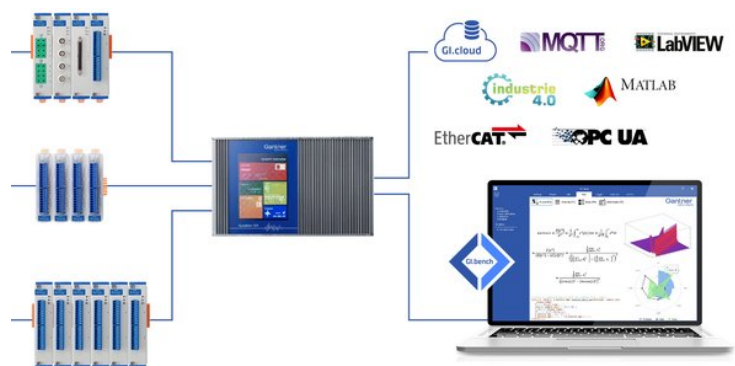
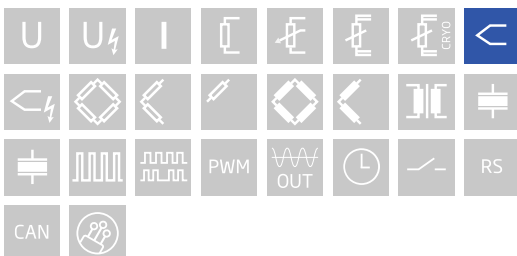
Q.raxx is the ideal 19" rackmount DAQ solution for applications that require high channel density. Q.raxx DAQ systems can utilize an integrated, high-performance controller for communication, control, and data logging purposes. With a controller, multiple Q.raxx systems can be synchronized to each other allowing for efficient DAQ distribution with low jitter and gradual expansion up to thousands of channels.

- High Density
up to 13 I/O modules per Q.raxx 3U chassis with up to 16 channels per I/O module
- User Friendly
front panel indicators for module status, power, and input range error
- Fully Customizable
multiple front panel termination options available
- Maximum Flexibility
parallel communication available in TCP/IP, CAN, PROFIBUS, Modbus, and EtherCAT

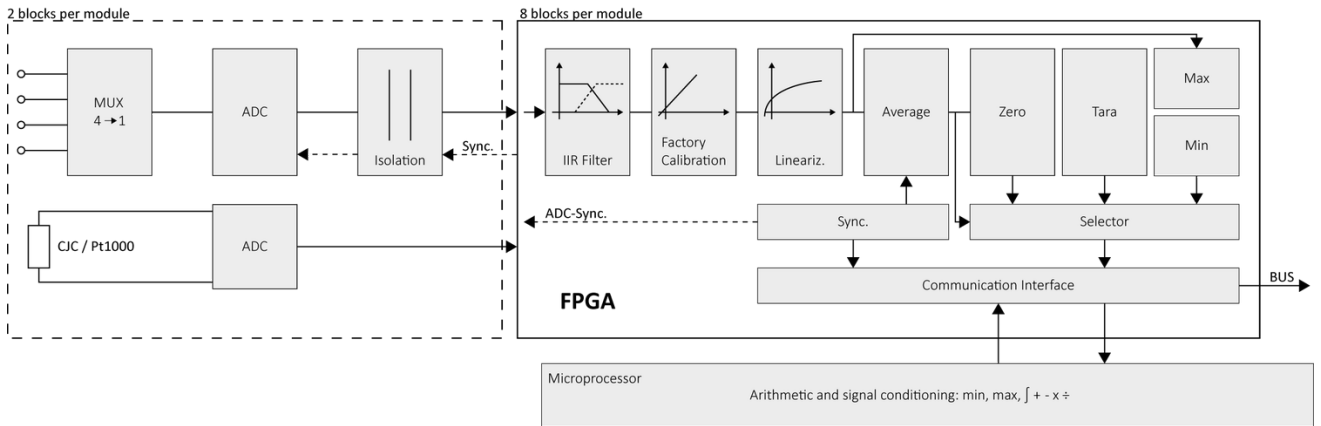


Key Features

- 8 analog input channels
thermocouple (type B / E / J / K / L / N / R / S / T / U), voltage (± 80 mV)
- High-accuracy digitization
24-bit ADC, 100 Hz sample rate per channel, 50/60 Hz mains rejection
- Automatic linearization correction
optimal position of the interpolation points adjusted to the input range
- Simplified wiring
direct connectivity with mini-TC plugs, built-in cold junction compensation
- Open thermocouple detection
detect broken wire, loose connection or thermocouple burnout
- 3-Way galvanic isolation
100 VDC channel to channel, 500 VDC channel to power supply and bank
- Electromagnetic compatibility (EMC)
according to IEC 61000-4 and EN 55011



Block diagram



Technical Data

Analog Input

Channels	8
Accuracy	0.01 % typical 0.025 % in controlled environment ¹ 0.05 % in industrial area ²
Linearity error	0.01 % typical full-scale
Repeatability	0.003 % typical (within 24 hrs)
Input impedance	>10 MΩ
Isolation voltage	100 VDC channel to channel 500 VDC to power supply, channel to bus ³

¹ according to EN 61326 2006: appendix B

² according to EN 61326 2006: appendix A

³ noise pulses up to 1000 VDC, continuous up to 250 VDC

Voltage Measurement

Input range	±80 mV	
Margin of error	±10 μV	
Resolution	10 nV	
Long-term stability	<1 μV / 24 hrs	<10 μV / 8000 hrs
Temperature drift	<20 μV / 10 K Offset drift	<0.02 % / 10 K Gain drift
Signal-to-noise ratio	>100 dB at 100 Hz	

Thermocouple Measurement

Deviation in the relevant Temperature range	Type	Range	Adjusted with cold junction compensation
The specifications are valid with enabled mains frequency rejection 50 Hz resp. 60 Hz	Type K	-100 to 1000°C	< ±0.5°C
		-270°C to 1372°C	< ±0,8°C
Long-term drift	< 0.025°C / 24 h	< 0.05°C / 8000 h	
Temperature influence	Offset drift	Gain drift	
	< 0.05°C / 10 K	< 0.02% / 10 K	
Uncertainty CJC	< 0.3°C		

Analog-to-Digital Conversion

Resolution	24-bit
Sample rate	100 Hz per channel fast mode 10 Hz per channel with 60 Hz mains frequency rejection 6 Hz per channel with 50 Hz mains frequency rejection
Modulation method	sigma-delta
Digital filters	Infinite impulse response (IIR), low-pass, Butterworth or Bessel (2nd, 4th, 6th or 8th order), frequency range 0.1 Hz to 10 Hz (adjustable via software)
Averaging	configurable or automatic according to the user-defined data rate

Communication Interface

Protocols	proprietary Localbus (115200 bps to 24 Mbps, latency <100 ns) ASCII (19200 bps to 115200 bps) Modbus RTU Profibus-DP (19200 bps to 12 Mbps) (special Firmware required)
Data format	8E1
Electrical standard	ANSI/TIA/EIA-485-A, 2-wire

Input Power

Input voltage	10 to 30 VDC, overvoltage and overcurrent protection
Power consumption	2 W (approx.)
Input voltage influence	< 0.001 % / V

Environmental Specifications

Operating temperature	-20°C to +60°C
Storage temperature	-40°C to +85°C
Relative humidity	5 - 95 % at 50°C (non-condensing)

Remarks

Validity of all listed specifications are subject to a warm-up period of at least 45 minutes

Specifications subject to change without notice

Q.raxx A104 TCK

Thermocouple and Low Voltage Measurement Module

Mechanical information

Material	Aluminum
Measurements (W x H x D)	30 x 128 x 118 mm
Weight	approx. 100 g

Ordering Information

Article number	218124
----------------	--------

Gantner Instruments

Austria | Germany | France | Sweden | India | USA | China | Singapore
Montafonerstraße 4 · A-6780 Schruns · T +43 55 56 · 77 463-0

office@gantner-instruments.com
www.gantner-instruments.com