

Q.raxx A108

Voltage Measurement Module

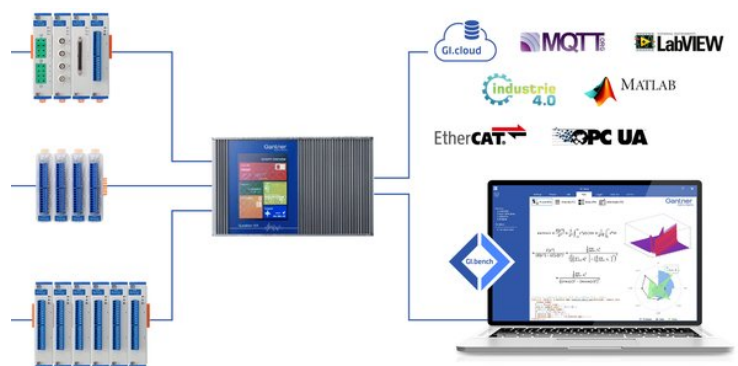
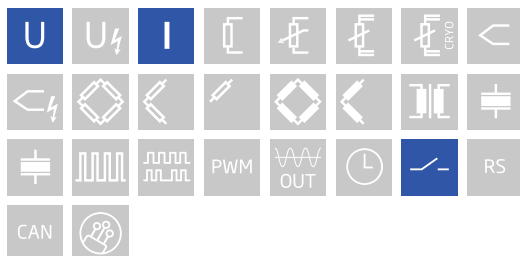
Q.raxx is the ideal 19" rackmount DAQ solution for applications that require high channel density. Q.raxx DAQ systems can utilize an integrated, high-performance controller for communication, control, and data logging purposes. With a controller, multiple Q.raxx systems can be synchronized to each other allowing for efficient DAQ distribution with low jitter and gradual expansion up to thousands of channels.

- **High Density**
up to 13 I/O modules per Q.raxx 3U chassis with up to 16 channels per I/O module
- **User Friendly**
front panel indicators for module status, power, and input range error
- **Fully Customizable**
multiple front panel termination options available
- **Maximum Flexibility**
parallel communication available in TCP/IP, CAN, PROFIBUS, Modbus, and EtherCAT

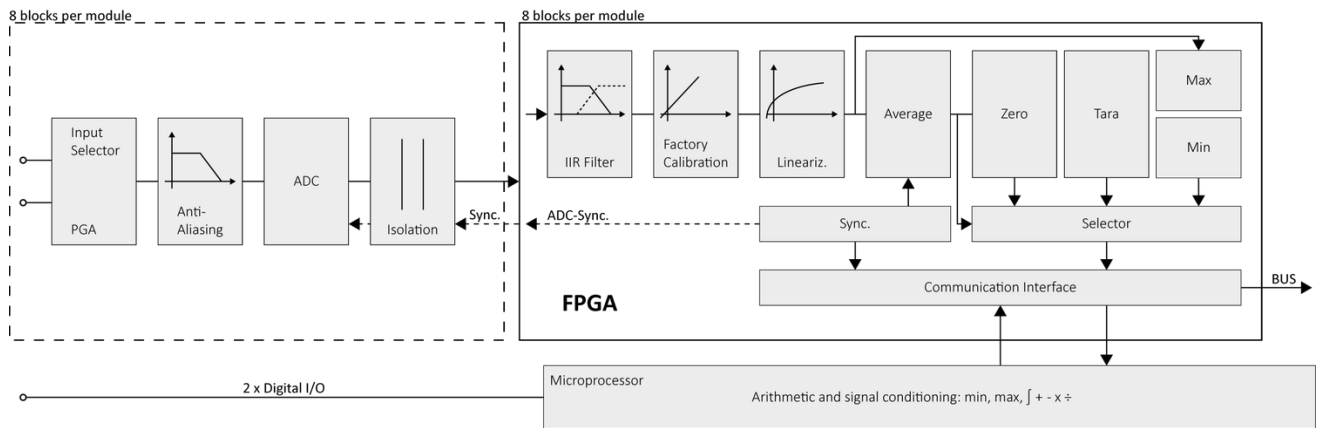


Key Features

- **8 Analog input channels**
differential voltage, current (with shunt resistor)
- **2 Digital inputs and outputs**
status, trigger, tare, alarm, command
- **High-accuracy digitization**
24-bit ADC, 10 kHz sample rate per channel
- **Signal conditioning**
linearization, filtering, average, scaling, min/max, RMS, arithmetic, alarm
- **3-Way galvanic isolation**
500 VDC channel to channel, channel to power supply, and channel to bus



Block diagram



Technical Data

Analog Input

Channels	8
Accuracy	0.01 % typical 0.025 % in controlled environment ¹ 0.05 % in industrial area ²
Linearity error	0.01 % typical full-scale
Repeatability	0.003 % typical (within 24 hrs)
Isolation voltage	500 VDC channel to channel, to power supply, and channel to bus ³

¹ according to EN 61326 2006: appendix B

² according to EN 61326 2006: appendix A

³ noise pulses up to 1000 VDC, continuous up to 250 VDC

Voltage Measurement

Input range	±10 VDC	
Margin of error	±2 mV	
Resolution	1.5 µV	
Long-term stability	<50 µV / 24 hrs	<200 µV / 8000 hrs
Temperature drift	<200 µV / 10 K Offset drift	<100 ppm / 10 K Gain drift
Signal-to-noise ratio	>100 dB at 100 Hz	>120 dB at 1 Hz
Input impedance	> 1 MΩ	
Overvoltage protection	± 200 V	

Measurement Mode Current (Only with Q.series Terminal SR [791989])

Input range	±25 mA
Margin of error	±22 µA
Resolution	15 nA
Long-term stability	<500 nA / 24 hrs
Temperature drift	<150 ppm / 10 K
Input impedance	100 Ω

Digital I/Os

Channels	4 (2 digital inputs and 2 digital outputs)
Mode(s) of operation	status, tare, reset
Input voltage	30 VDC max.
Logic voltage	< 2 VDC (Low) > 10 VDC (High)
Mode(s) of operation	status, alarm
Output voltage	10 to 30 VDC (external supply required)
Contact	open drain p-channel MOSFET
Load capacity	30 VDC / 100 mA (ohmic load)

Analog to Digital Conversion

Resolution	24-bit
Sample rate	10 kHz per channel
Modulation method	sigma-delta
Anti-aliasing filter	2 kHz, 3rd order
Digital filters	Infinite Impulse Response (IIR), low-pass, high-pass, band-pass, band-stop, Butterworth or Bessel (2nd, 4th, 6th or 8th order), frequency range 0.1 Hz to 1 kHz
Averaging	configurable or automatic according to the user-defined data rate

Communication Interface

Protocols	proprietary Localbus (115200 bps to 24 Mbps, latency <100 ns) ASCII (19200 bps to 115200 bps) Modbus RTU Profibus-DP (19200 bps to 12 Mbps) (special Firmware required)
Data format	8E1
Electrical standard	ANSI/TIA/EIA-485-A, 2-wire

Input Power

Input voltage	10 to 30 VDC, overvoltage and overcurrent protection
Power consumption	2 W (approx.)
Input voltage influence	< 0.001 % / V

Environmental Specifications

Electromagnetic compatibility (EMC)	according to IEC 61000-4 and EN 55011
Operating temperature	-20°C to +60°C
Storage temperature	-40°C to +85°C
Relative humidity	5 - 95 % at 50°C (non-condensing)

Remarks

Validity of all listed specifications are subject to a warm-up period of at least 45 minutes

Specifications subject to change without notice

Q.raxx A108

Voltage Measurement Module

Mechanical information

Material	Aluminum
Measurements (W x H x D)	30 x 128 x 118 mm
Weight	approx. 100 g

Ordering Information

Article number	101923
Accessories	Terminal SR, article number 791989

Gantner Instruments

Austria | Germany | France | Sweden | India | USA | China | Singapore
Montafonerstraße 4 · A-6780 Schruns · T +43 55 56 · 77 463-0

office@gantner-instruments.com
www.gantner-instruments.com