

Q.brixx XL A108 BNC

Voltage Measurement Module

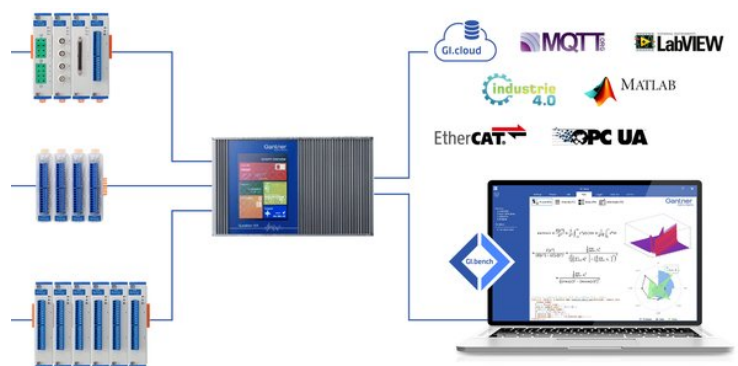
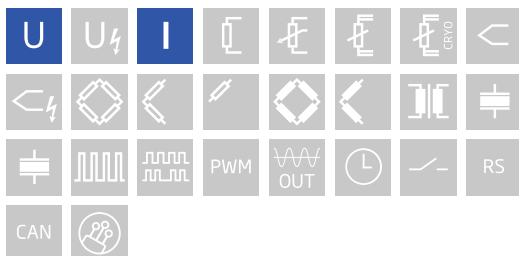
Q.brixx XL is a new addition to the Q.series product family - the ideal DAQ solution for on-the-go applications requiring higher performance in potentially harsh environments. Q.brixx XL DAQ systems consist of up to 16 measurement modules and an integrated, high-performance controller for communication, control, and data logging purposes, all within a robust aluminum housing capable of withstanding severe shock and vibration without sacrificing performance.

- High density and flexibility with 16 modules in one system in any constellation
- Electromagnetic Compatibility according to EN61000-4 and EN55011
- Connectable to Controller Q.station
- Power supply 10 ... 30 VDC



Key Features

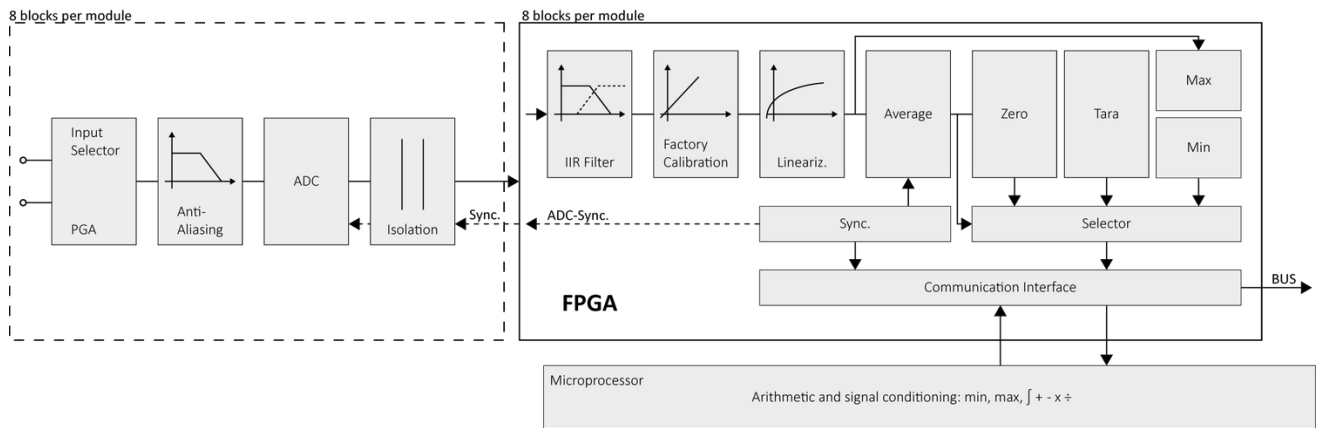
- 8 Analog input channels
differential voltage, current (with shunt resistor)
- High-accuracy digitization
24-bit ADC, 20 kHz sample rate per channel
- Signal conditioning
linearization, filtering, average, scaling, min/max, RMS, arithmetic, alarm
- 3-Way galvanic isolation
500 VDC channel to channel, channel to power supply, and channel to bus



Q.brixx XL A108 BNC

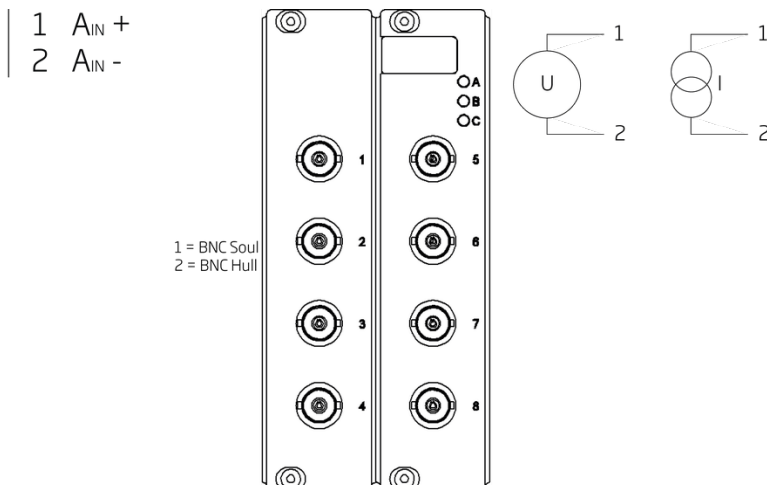
Voltage Measurement Module

Block diagram



Technical Data

Terminal assignment BNC



Analog Input

Channels	8
Accuracy	0.01 % typical
	0.025 % in controlled environment ¹
	0.05 % in industrial area ²
Linearity error	0.01 % typical full-scale
Repeatability	0.003 % typical (within 24 hrs)
Isolation voltage	500 VDC channel to channel, to power supply, and channel to bus ³

¹ according to EN 61326 2006: appendix B

² according to EN 61326 2006: appendix A

³ noise pulses up to 1000 VDC, continuous up to 250 VDC

Q.brixx XL A108 BNC

Voltage Measurement Module

Voltage Measurement

Input range	± 10 VDC	
Margin of error	± 2 mV	
Resolution	1.5 μ V	
Long-term stability	< 50 μ V / 24 hrs	< 200 μ V / 8000 hrs
Temperature drift	< 200 μ V / 10 K Offset drift	< 100 ppm / 10 K Gain drift
Signal-to-noise ratio	> 100 dB at 100 Hz	> 120 dB at 1 Hz
Input impedance	> 1 M Ω	
Overvoltage protection	± 200 V	

Measurement Mode Current (Only with Q.series Terminal SR)

Input range	± 25 mA
Margin of error	± 22 μ A
Resolution	15 nA
Long-term stability	< 500 nA / 24 hrs
Temperature drift	< 150 ppm / 10 K
Input impedance	100 Ω

Analog-to-Digital Conversion

Resolution	24-bit
Sample rate	20 kHz per channel
Modulation method	sigma-delta
Anti-aliasing filter	2 kHz, 3rd order
Digital filters	Infinite impulse response (IIR), low-pass, high-pass, band-pass, band-stop, Butterworth or Bessel (2nd, 4th, 6th or 8th order), frequency range 0.1 Hz to 1 kHz (adjustable via software)
Averaging	configurable or automatic according to the user-defined data rate

Communication Interface Localbus

Protocols	proprietary Localbus (115200 bps to 48 Mbps, latency < 100 ns) ASCII (19200 bps to 115200 bps) Modbus RTU
Data format	8E1
Electrical standard	ANSI/TIA/EIA-485-A, 2-wire

Input Power

Input voltage	10 to 30 VDC, overvoltage and overcurrent protection
Power consumption	2 W (approx.)
Input voltage influence	< 0.001 % / V

Environmental Specifications

Electromagnetic compatibility (EMC)	according to IEC 61000-4 and EN 55011
Operating temperature	-20°C to +60°C
Storage temperature	-40°C to +85°C
Relative humidity	5 - 95 % at 50°C (non-condensing)

Q.brixx XL A108 BNC

Voltage Measurement Module

Remarks

Validity of all listed specifications are subject to a warm-up period of at least 45 minutes

Specifications subject to change without notice

Mechanical information

Material	Aluminum
Measurements (W x H x D)	60x 137 x 135mm
Weight	approx. 700 g

Ordering Information

Article number	576329
----------------	--------

Gantner Instruments

Austria | Germany | France | Sweden | India | USA | China | Singapore
Montafonerstraße 4 · A-6780 Schruns · T +43 55 56 · 77 463-0

office@gantner-instruments.com
www.gantner-instruments.com