

Q.raxx XL A156

Measurement Module for Strain Gage and LVDT/RVDT

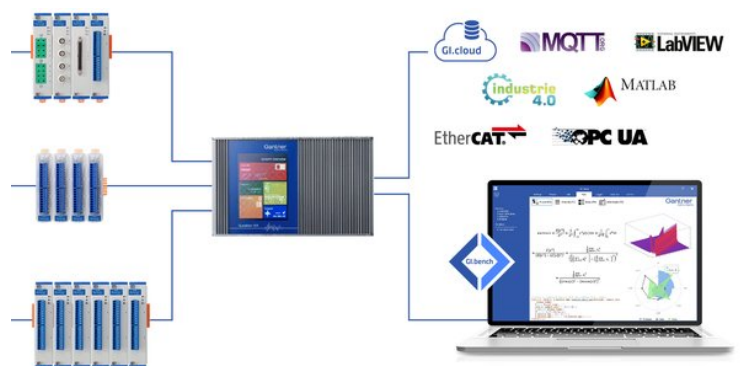
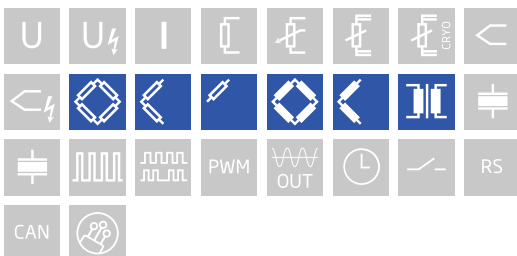
Q.raxx XL is a new addition to the Q.series product family - the ideal 19" rackmount DAQ solution for applications that require high channel density and custom sensor terminations. Q.raxx XL DAQ systems can utilize an integrated, high-performance controller for communication, control, and data logging purposes. With a controller, multiple Q.raxx XL systems can be synchronized to each other allowing for efficient DAQ distribution with low jitter and gradual expansion up to thousands of channels.

- High Density
up to 13 I/O modules per Q.raxx 3U chassis with up to 16 channels per I/O module
- User Friendly
front panel indicators for module status, power, and input range error
- Fully Customizable
multiple front panel termination options available
- Maximum Flexibility
parallel communication available in TCP/IP, CAN, PROFIBUS, Modbus, and EtherCAT
- Gantner's Quality Standard
integrated filtering, galvanic isolation & signal/sensor conditioning per channel



Key Features

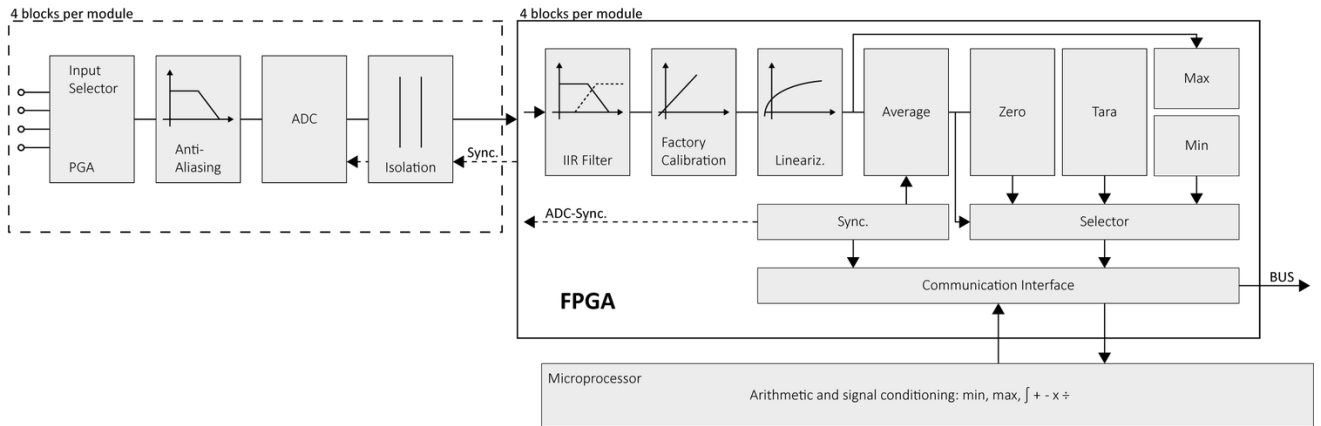
- 4 galvanically isolated analog inputs channels
strain gage and inductive half and full bridges, LVDT, RVDT quarter bridge with completion terminal
- Carrier frequency (CF) principle
4.8 kHz carrier frequency
- High-accuracy digitization
24 bit ADU, 20 kHz sample rate per channel
- Signal conditioning
linearization, filtering, average, scaling, min/max, RMS, arithmetic, alarm
- 3-Way galvanic isolation
500 VDC channel to channel, channel to power supply, and channel to bus



Q.raxx XL A156

Measurement Module for Strain Gage and LVDT/RVDT

Block diagram



Technical Data

Analog Input

Channels	4
Accuracy	0.02 % typical
	0.05 % in controlled environment ¹
	0.1 % in industrial area ²
Linearity error	0.02 % typical full-scale
Repeatability	0.01 % typical (within 24 hrs)
Input impedance	>10 MΩ
Isolation voltage	500 VDC channel to channel, to power supply, channel to bus ³

¹ according to EN 61326 2006: appendix B

² according to EN 61326 2006: appendix A

³ noise pulses up to 1000 VDC, continuous up to 250 VDC

Strain Gage Measurement

Bridge configuration(s)	resistive full-bridge (4/wire) resistive half-bridge (3/wire)	
Allowable sensor cable length	< 30 m	
Shunt resistor	100 kΩ internal resistor	
Bridge excitation	2.5 or 5 V _{eff} , 4.8 kHz AC excitation	
Bridge excitation stability	< 0.01% / 24 hrs	
Bridge excitation drift	< 0.02% / 10 K	
	5 V_{eff}	2.5 V_{eff}
Allowable sensor resistance	> 300 Ω	> 100 Ω
Input range	±1.25 mV/V	±2.5 mV/V
	±2.5 mV/V	±5 mV/V
	±25 mV/V	±50 mV/V
	±50 mV/V	±100 mV/V
	±100 mV/V	±200 mV/V
	±200 mV/V	±400 mV/V
	±500 mV/V	±1000 mV/V
Long-term stability	< 0.1 μV/V / 24 hrs	< 1 μV/V / 8000 hrs
Temperature drift (range 2.5 mV/V)	< 0.2 μV/V / 10 K Offset drift	< 0.05 % / 10 K Gain drift
Signal-to-noise ratio	< 0.3 μV/V at 10 Hz	< 1 μV/V at 100 Hz

LVDT/RVDT Measurement

Sensor connection	3- / 4-wire	
Sensor excitation (selectable)	5 V_{eff}	2.5 V_{eff}
Allowable sensor resistance	> 300 Ω	> 100 Ω
Input range	±1.25 mV/V	±2.5 mV/V
	±2.5 mV/V	±5 mV/V
	±25 mV/V	±50 mV/V
	±50 mV/V	±100 mV/V
	±100 mV/V	±200 mV/V
	±200 mV/V	±400 mV/V
	±250 mV/V	±500 mV/V
±500 mV/V	±1000 mV/V	
Allowable sensor cable length	< 100 m ¹	
Long-term stability	< 0.1 μV/V / 24 hrs	< 1 μV/V / 8000 hrs
Temperature drift (range 2.5 mV/V)	< 0.2 μV/V / 10 K Offset drift	< 0.05 % / 10 K Gain drift
Signal-to-noise ratio	< 0.3 μV/V at 10 Hz	< 1 μV/V at 100 Hz

¹ low capacity sensor cable is strongly recommended

Q.raxx XL A156

Measurement Module for Strain Gage and LVDT/RVDT

Analog-to-Digital Conversion

Resolution	24-bit
Sample rate	20 kHz per channel
Modulation method	sigma-delta
Anti-aliasing filter	1 kHz, 3th order (4.8 kHz CF excitation)
Digital filters	Infinite impulse response (IIR), low-pass, high-pass, band-pass, band-stop, Butterworth or Bessel (2nd, 4th, 6th or 8th order), frequency range 0.1 Hz to 1 kHz in steps of 0.1 (adjustable via software)
Averaging	configurable or automatic according to the user-defined data rate

Communication Interface Localbus

Protocols	proprietary Localbus (115200 bps to 48 Mbps, latency <100 ns) ASCII (19200 bps to 115200 bps) Modbus RTU
Data format	8E1
Electrical standard	ANSI/TIA/EIA-485-A, 2-wire

Power Supply

Input voltage	10 to 30 VDC, overvoltage and overcurrent protection
Power consumption	2.5 W (approx.)
Input voltage influence	< 0.001 % / V

Environmental Specifications

Electromagnetic compatibility (EMC)	according to IEC 61000-4 and EN 55011
Operating temperature	-20°C to +60°C
Storage temperature	-40°C to +85°C
Relative humidity	5 - 95 % at 50°C (non-condensing)

Remarks

Validity of all listed specifications are subject to a warm-up period of at least 45 minutes

Specifications subject to change without notice

Mechanical information

Material	Aluminum
Measurements (W x H x D)	30x 128 x 120mm
Weight	approx. 200 g

Ordering Information

Article number	675935
----------------	--------

Q.raxx XL A156

Measurement Module for Strain Gage and LVDT/RVDT

Gantner Instruments

Austria | Germany | France | Sweden | India | USA | China | Singapore

Montafonerstraße 4 · A-6780 Schruns · T +43 55 56 · 77 463-0

office@gantner-instruments.com

www.gantner-instruments.com