

Q.bloxx XE A111

Measurement Module for IEPE Sensors and Voltages

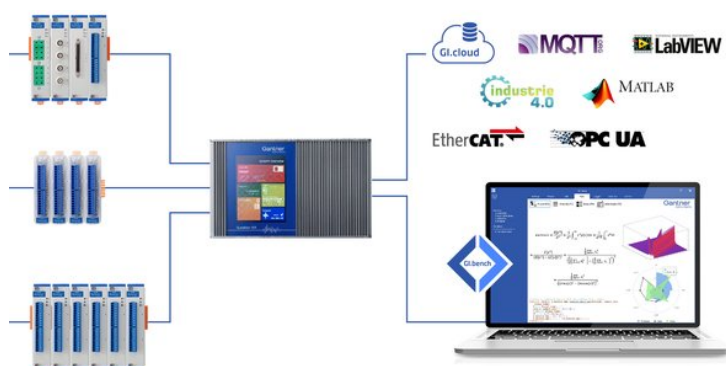
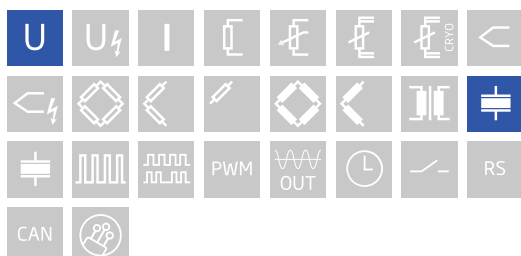
Q.bloxx XE is a new addition to the Q.series product family - the ideal EtherCAT DAQ solution for widely distributed installations that require higher performance and custom sensor terminations. Q.bloxx XE measurement modules possess integrated signal conditioning and arithmetic functions, packaged in modular, DIN Rail mountable enclosures that easily snap together for system expansion and are capable of measuring up to 100 kHz per channel with short cycle times and low jitter for accurate synchronization.

- RS-485, 2-wire, EtherCAT (LVDS)
- FoE (file access over EtherCAT, ETG.1000.5) and CoE (CAN over EtherCAT, ETG.50001.1)
- Configurable PDO mapping to optimize the data throughput
- Electromagnetic Compatibility according to EN61000-4 and EN55011
- Power supply 10 ... 30 VDC and DIN rail mounting (EN60715)

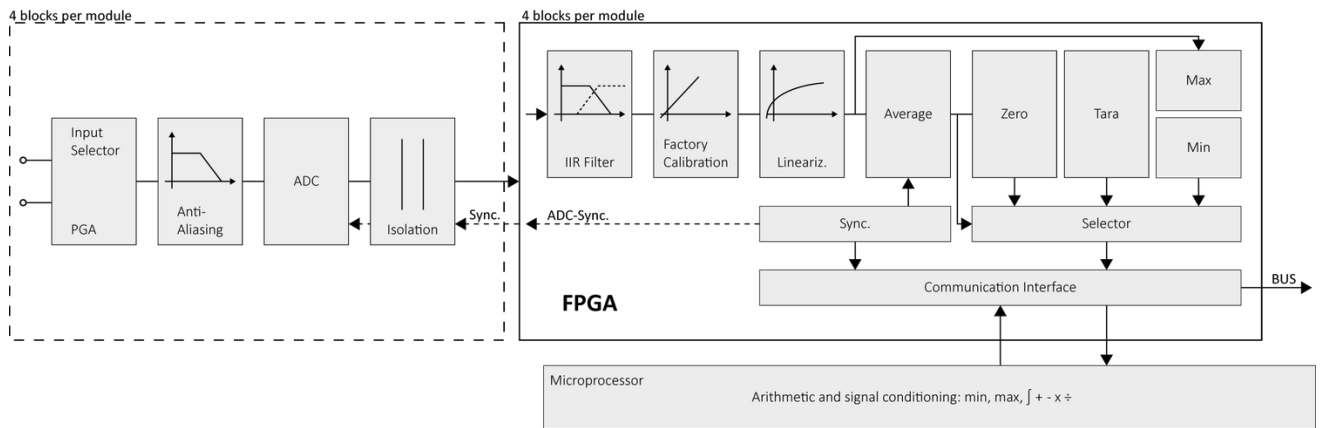


Key Features

- 4 galvanic isolated analog input channels
IEPE sensors, voltage
- Configurable input ranges
 ± 100 mV, ± 1 VDC, ± 10 VDC
- High-accuracy digitization
24-bit ADC, 100 kHz sample rate per channel
- Signal conditioning
16 virtual channels, linearization, digital filter, average, scaling, min/max storage, RMS, arithmetic, alarm
- Galvanic isolation
500 VDC channel to channel, channel to power supply, and bank



Block diagram



Technical Data

Analog Input

Channels	4
Accuracy	0.01 % typical 0.025 % in controlled environment ¹ 0.05 % in industrial area ²
Linearity error	0.01 % typical full-scale
Repeatability	0.003 % typical (within 24 hrs)
Input impedance	>10 MΩ (unless otherwise stated)
Isolation voltage	500 VDC channels, to power supply, channel to bus ³
Overvoltage protection	±30 V
Max. Common-mode voltage (CMV)	250 VDC

¹ according to EN 61326 2006: appendix B

² according to EN 61326 2006: appendix A

³ noise pulses up to 1000 VDC, continuous up to 250 VDC

Measurement Mode Voltage

Input range	Margin of error	Resolution	Input impedance
±100 mV	±20 μV	12 nV	>1 MΩ
±1 V	±200 μV	120 nV	>1 MΩ
±10 V	±2 mV	1.2 μV	>1 MΩ
Long-term stability (range ±1 V)	<20 μV / 24 hrs	<200 μV / 8000 hrs	
Temperature drift (range ±1 V)	<50 μV / 10 K Offset drift	<0.01 % / 10 K Gain drift	
Signal-to-noise ratio	>90 dB at 1 kHz	>120 dB at 1 Hz	
Dynamic range	109 dB @ ±10 V		
Input impedance	1.2 MΩ 330 pF		

Measurement Mode IEPE

Input range	Margin of error	Resolution	Input impedance
±1 V	±1 mV	120 nV	>1 MΩ
±10 V	±10 mV	1.2 μV	>1 MΩ
Sensor excitation	4 mA ±10% constant current		
Compliance voltage	24 VDC ±10%		
Input frequency range	0.5 Hz to 20 kHz		
Temperature drift (range ±1 V)	<50 μV / 10 K Offset drift	<0.025 % / 10 K Gain drift	

Analog/Digital Conversion

Resolution	24-bit
Sample rate	100 kHz per channel
Modulation method	sigma-delta
Anti-aliasing filter	20 kHz, 3rd order
Digital filters	Infinite impulse response (IIR), low-pass, high-pass, Butterworth or Bessel (2nd, 4th, 6th or 8th order), frequency range 0.1 Hz to 20 kHz (adjustable via software)
Averaging	configurable or automatic according to the selected data rate

Communication Interface EtherCAT

Electrical standard	RS-485, 2-wire
Protocols	EtherCAT (LVDS)

Power Supply

Input voltage	10 to 30 VDC, overvoltage and overcurrent protection
Power consumption	2.5 W (approx.)
Input voltage influence	<0.001 % / V

Environmental

Operating temperature	-20°C to +60°C
Storage temperature	-40°C to +85°C
Relative humidity	5 % to 95 % at 50°C, non-condensing

Remarks

Validity of all listed specifications are subject to a warm-up period of at least 45 minutes

Specifications subject to change without notice

Mechanical information

Material	Aluminum and ABS
Measurements (W x H x D)	30x 145 x 135mm
Weight	approx. 500 g

Q.bloxx XE A111

Measurement Module for IEPE Sensors and Voltages

Ordering Information

Article number	508122
----------------	--------

Gantner Instruments

Austria | Germany | France | Sweden | India | USA | China | Singapore
Montafonerstraße 4 · A-6780 Schruns · T +43 55 56 · 77 463-0

office@gantner-instruments.com
www.gantner-instruments.com