

# Q.bloxx XE A121 LEMO

## High Isolation Multi-Purpose Module

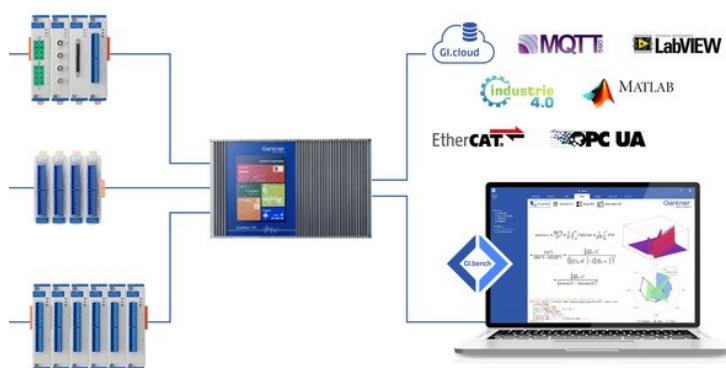
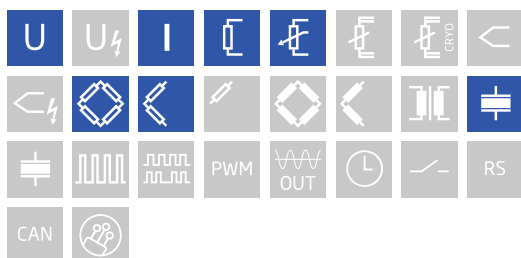
Q.bloxx XE is a new addition to the Q.series product family - the ideal EtherCAT DAQ solution for widely distributed installations that require higher performance and custom sensor terminations. Q.bloxx XE measurement modules possess integrated signal conditioning and arithmetic functions, packaged in modular, DIN Rail mountable enclosures that easily snap together for system expansion and are capable of measuring up to 100 kHz per channel with short cycle times and low jitter for accurate synchronization.

- RS-485, 2-wire, EtherCAT (LVDS)
- FoE (file access over EtherCAT, ETG.1000.5) and CoE (CAN over EtherCAT, ETG.50001.1)
- Configurable PDO mapping to optimize the data throughput
- Electromagnetic Compatibility according to EN61000-4 and EN55011
- Power supply 10 ... 30 VDC and DIN rail mounting (EN60715)



### Key Features

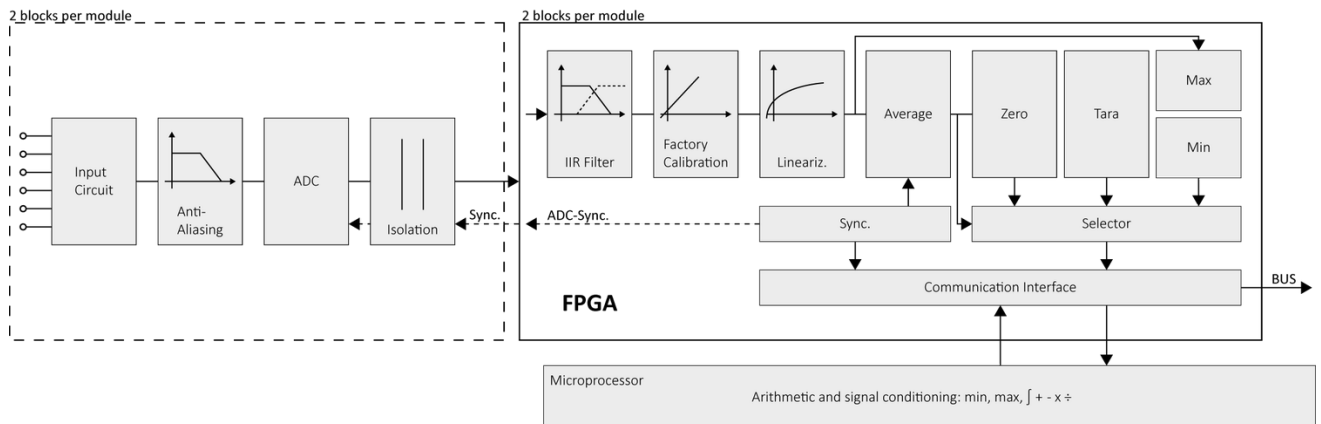
- 2 high galvanic isolated input channels  
voltage, current, Pt100, potentiometer, full- and half bridges, IEPE, isolation voltage 1200 VDC permanent
- Signal conditioning  
linearization, digital filter, average, scaling, min/max storage, arithmetic, alarm
- Fast high accuracy digitalization  
24 bit ADC, 100 kHz sample rate each channel
- Galvanic isolation  
channel to channel to power supply and to interface  
isolation voltage 1200 VDC / 848 VACrms  
test voltage 5 kVDC over 1 minute
- Categories  
1000 V CAT II and 600 V CAT III



# Q.bloxx XE A121 LEMO

High Isolation Multi-Purpose Module

## Block diagram



## Technical Data

### Analog Inputs

Channels	2
Accuracy	0.01 % typical
	0.025 % in controlled environment <sup>1</sup>
	0.05 % in industrial area <sup>2</sup>
Linearity error	0.01 % typical full-scale
Repeatability	0.003 % typical (within 24 h)
Isolation voltage	1200 VDC continuous, channel to channel to power supply channel to bus

<sup>1</sup> according to EN 61326 2006: appendix B

<sup>2</sup> according to EN 61326 2006: appendix A

### Measurement Mode Voltage

Error	range	max. error	resolution
	±10 V	±2 mV	1.2 µV
	±1 V	±0,2 mV	120 nV
	±100 mV	±20 µV	12 nV
Input impedance	>10 MΩ		
Long-term drift	< 20 µV / 24 h	< 200 µV / 8000 h	
Temperature influence	Offset drift	Gain drift	
	<50 µV / 10 K	<0.02 % / 10 K	
Signal-to-noise ratio	>100 dB at 100 Hz		

# Q.bloxx XE A121 LEMO

High Isolation Multi-Purpose Module

## Measurement Mode Current

Error	range	max. error	resolution
Internal shunt resistor 50 $\Omega$	$\pm 25$ mA	$\pm 5$ $\mu$ A	3.0 nA
Long-term drift	< 0.5 $\mu$ A / 24 h		
Temperature influence	Offset drift	Gain drift	
	< 1 $\mu$ A / 10 K	< 0.025 % / 10 K	

## Measurement Mode Resistance / RTD

Error	range	max. error	resolution
Resistance, 2-wire	100 k $\Omega$	$\pm 100$ $\Omega$	12 m $\Omega$
Resistance, 2- and 4-wire	4 k $\Omega$	$\pm 1$ $\Omega$	0.5 m $\Omega$
Resistance, 2- and 4-wire	400 $\Omega$	$\pm 0.1$ $\Omega$	48 $\mu$ $\Omega$
Pt100, 2- and 4-wire	-200 to +850°C	$\pm 0.25$ °C	0.2 m°C
Pt1000, 2- and 4-wire	-200 to +850°C	$\pm 1$ °C	0.2 m°C
Long-term drift	< 0.01°C / 24 h		
Temperature influence	Offset drift (range 400 $\Omega$ )	Gain drift	
	< 10 m $\Omega$ / 10 K	< 0.025 % / 10 K	

## Measurement Mode Potentiometer

Allowable potentiometer resistance	1 k $\Omega$ to 10 k $\Omega$		
Long-term drift	< 0.01 % / 24 h	< 0.1 % / 8000 h	
Temperature influence	Offset drift	Gain drift	
	< 0.0001 / 10 K	< 0.02 % / 10 K	

## Measurement Mode Bridge

Bridge configuration(s)	half- and full-bridge, 5-/6-wire, quarter-bridge with completion terminal, 3-wire		
Accuracy class	0.05		
Bridge resistance	> 100 $\Omega$		
Bridge excitation	2.5 VDC, nominal		
Measurement range	$\pm 2.5$ mV/V, $\pm 5$ mV/V, $\pm 10$ mV/V, $\pm 25$ mV/V, $\pm 500$ mV/V		
Long-term drift	< 0.12 $\mu$ V/V / 24 h	< 1.2 $\mu$ V/V / 8000 h	
Temperature influence	Offset drift	Gain drift	
	< 0.2 $\mu$ V/V / 10 K	< 0.05 % / 10 K	

## Measurement Mode IEPE Sensor

	range	max. error	resolution
Error	$\pm 10$ V	$\pm 10$ mV	1.2 $\mu$ V
	$\pm 1$ V	$\pm 1$ mV	120 nV
Supply	constant current 4 mA		
Input frequency range	0.5 Hz to 10 kHz		
Temperature influence	Offset drift (range 10 V)	Gain drift	
	< 10 $\mu$ V / 10 K	< 0.025 % / 10 K	

# Q.bloxx XE A121 LEMO

High Isolation Multi-Purpose Module

## Analog/Digital Conversation

Resolution	24-bit
Update rate	100 kHz (measurement thermocouple 8 Hz)
Modulation method	Sigma-Delta
Anti-aliasing filter	20 kHz, 3rd order
Digital filters	Infinite impulse response (IIR), low-pass, high-pass, band-pass, Butterworth or Bessel (2nd, 4th, 6th or 8th order), frequency range 0.1 Hz to 10 kHz (adjustable via software)
Averaging	configurable or automatic according to the selected data rate

## Communication Interface EtherCAT

Electrical standard	RS-485, 2-wire
Protocols	EtherCAT (LVDS)

## Power Supply

Input voltage	10 to 30 VDC, overvoltage and overcurrent protection
Power consumption	approx.. 2 W
Input voltage influence	< 0.001 %/V

## Environmental

Operating temperature	-20°C to +60°C
Storage temperature	-40°C to +85°C
Relative humidity	5 % to 95 % at 50°C, non-condensing
Pollution degree	1

## Remarks

Warm-up time	Validity of all listed specifications are subject to a warm-up period of at least 45 minutes
	Specifications subject to change without notice

# Q.bloxx XE A121 LEMO

High Isolation Multi-Purpose Module

## High Voltage Warnings



- Attention High voltage device, Danger for life and health in case of non regular use.
- Only special and sufficient educated persons are permitted to handle this device only.
- all metal housing parts must be safely and continuous connected to protected earth (PE)
- Only contact protection plugs and cables may be used. All parts must be approved for voltages up to 1200 VDC.
- During installation, the whole system must be without voltage and safely be disconnected from the mains.
- All relevant safety regulations must be considered.

Base is the european standard EN61010-1

## Mechanical Information

Material	Aluminum and ABS
Measurements (W x H x D)	30x 145 x 160mm
Weight	approx. 500 g

## Ordering Information

Article number	577128
----------------	--------

## Gantner Instruments

Austria | Germany | France | Sweden | India | USA | China | Singapore  
Montafonerstraße 4 · A-6780 Schruns · T +43 55 56 · 77 463-0

office@gantner-instruments.com  
www.gantner-instruments.com