


# Q.brixx XE A108-60V

Multichannel Module for Voltages

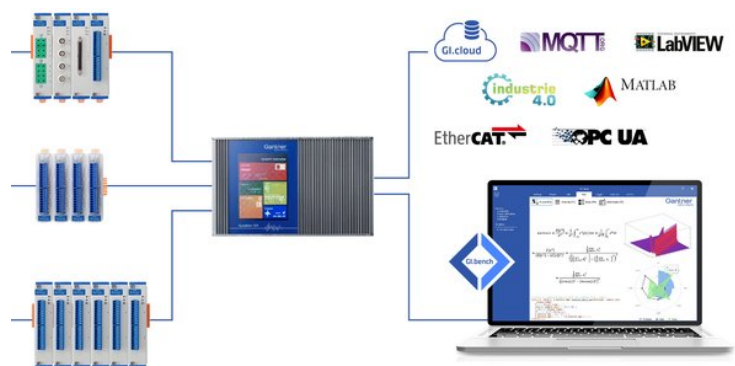
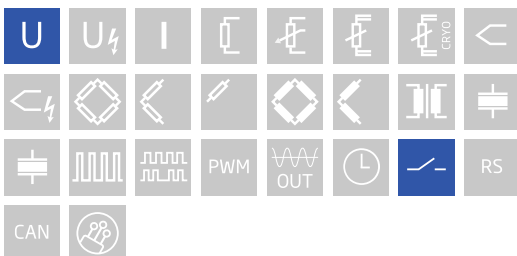
Q.brixx XE is a new addition to the Q.series product family - the ideal EtherCAT DAQ solution for on-the-go applications in potentially harsh environments. Q.brixx XE DAQ systems consist of up to 10 measurement modules capable of up to 100 kHz sampling per channel and an integrated EtherCAT bus coupler providing short cycle times and low jitter for accurate synchronization, all within a robust aluminum housing capable of withstanding severe shock and vibration without sacrificing performance.

- DC (distributed clock) for data synchronization
- FoE (file access over EtherCAT, ETG.1000.5) and CoE (CAN over EtherCAT, ETG.50001.1)
- Configurable PDO mapping to optimize the data throughput
- Electromagnetic Compatibility according to EN61000-4 and EN55011
- Power supply 10 ... 30 VDC

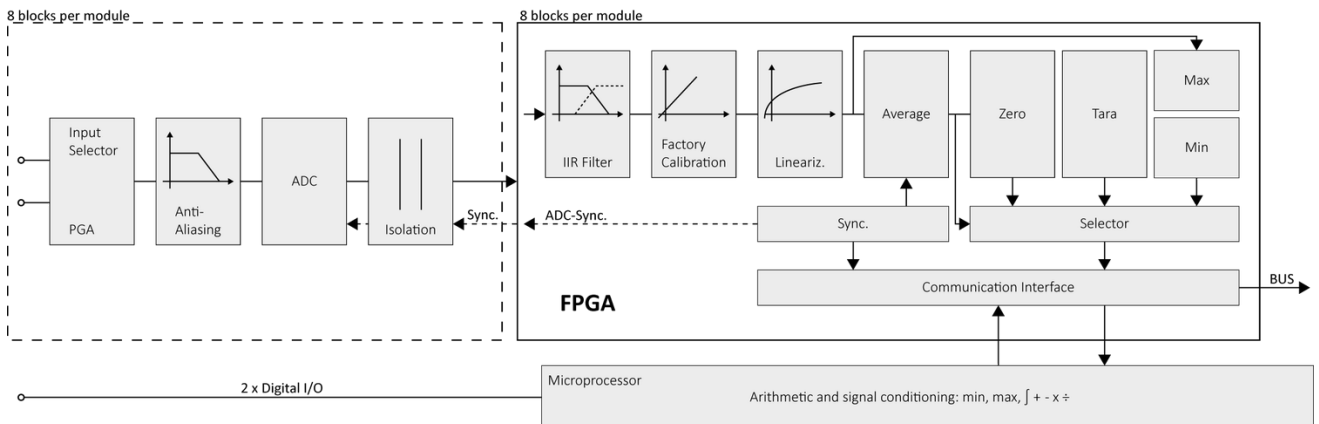


## Key Features

- 8 galvanic isolated input channels  
differential voltage  $\pm 60$  V, isolation voltage 500 VDC
- High accuracy digitalization  
24 bit ADC, 20 kHz sample rate per channel
- 2 digital in and 2 digital outputs  
input: state, tare, memory reset, output: state, Alarm, threshold
- Signal conditioning  
linearization, digital filter, average, scaling, min/max storage, RMS, arithmetic, alarm
- Galvanic isolation  
channel to channel, power supply and interface, isolation voltage 500 VDC



### Block diagram



### Technical Data

#### Analog Inputs

Channels	8
Accuracy	0.01 % typical 0.025 % in controlled environment <sup>1</sup> 0.05 % in industrial area <sup>2</sup>
Input range	±60 V
Max. error	±25 mV
Resolution	12 µV
Linearity error	0.01 % typical of final value
Repeatability	0.003 % typical (within 24 h)
Isolation voltage	500 VDC channel to channel to input voltage to interface <sup>3</sup>

<sup>1</sup> according to EN 61326 2006: appendix B

<sup>2</sup> according to EN 61326 2006: appendix A

<sup>3</sup> noise pulses up to 1000 VDC, continuous up to 250 VDC

#### Measurement Mode Voltage

Error	range	max. error	resolution
	±60 V	±25 mV	12 µV
Input impedance	>1 MΩ		
Long-term drift	<500 µV / 24 h	<2000 µV / 8000 h	
Temperature influence	Offset drift		Gain drift
	<500 µV / 10 K	<0.02 % / 10 K	
Signal-to-noise ratio	>100 dB at 100 Hz	>120 dB at 1 Hz	
Overvoltage protection	± 200 V		

# Q.brixx XE A108-60V

Multichannel Module for Voltages

## Digital In/Outputs

Channels	4, 2 digital inputs, 2 digital outputs
Input	status, tare, reset
Input voltage / input current	max. 30 VDC / max. 0.5 mA
Lower / Upper threshold	<2.0 V (low) / >10 V (high)
Output	status, alarm
Contact	open drain p-channel MOSFET
Load capacity	30 VDC/100 mA (ohmic load)

## Analog/Digital-Conversion

Resolution	24-bit
Update rate	10 kHz per channel
Modulation method	Sigma-Delta
Anti-aliasing filter	2 kHz, 3rd order
Digital filters	IIR, low-pass, high-pass, band-pass, 4th order, 1 Hz up to 1 kHz in steps 1, 2, 5
Averaging	configurable or automated according the selected data rate

## Kommunikationsschnittstelle

Electrical standard	RS-485, 2-wire
Protocols	EtherCAT (LVDS)

## Power Supply

Input voltage	10 to 30 VDC, overvoltage and overload protection
Power consumption	approx. 2 W
Input voltage influence	<0.001 %/V

## Environmental

Operating temperature	-20°C to +60°C
Storage temperature	-40°C to +85°C
Relative humidity	5 % to 95 % at 50°C, non-condensing

## Remarks

Warm-up time	Validity of all listed specifications are subject to a warm-up period of at least 45 minutes
	Specifications subject to change without notice

## Mechanical information

Material	Aluminum
Measurements (W x H x D)	30x 137 x 135mm
Weight	approx. 500 g

## Ordering Information

Article number	523422
----------------	--------



# Q.brixx XE A108-60V

Multichannel Module for Voltages

Gantner Instruments

Austria | Germany | France | Sweden | India | USA | China | Singapore  
Montafonerstraße 4 · A-6780 Schruns · T +43 55 56 · 77 463-0

office@gantner-instruments.com  
www.gantner-instruments.com