

Q.brixx XE A111

Measurement Module for IEPE Sensors and Voltages

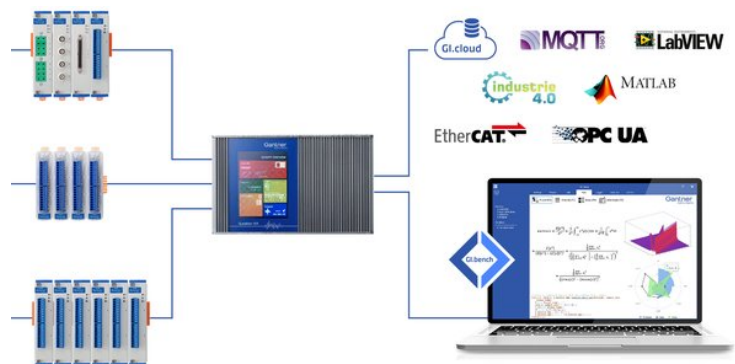
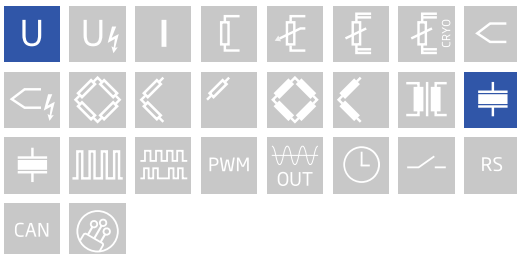
Q.brixx XE is a new addition to the Q.series product family - the ideal EtherCAT DAQ solution for on-the-go applications in potentially harsh environments. Q.brixx XE DAQ systems consist of up to 10 measurement modules capable of up to 100 kHz sampling per channel and an integrated EtherCAT bus coupler providing short cycle times and low jitter for accurate synchronization, all within a robust aluminum housing capable of withstanding severe shock and vibration without sacrificing performance.

- DC (distributed clock) for data synchronization
- FoE (file access over EtherCAT, ETG.1000.5) and CoE (CAN over EtherCAT, ETG.50001.1)
- Configurable PDO mapping to optimize the data throughput
- Electromagnetic Compatibility according to EN61000-4 and EN55011
- Power supply 10 ... 30 VDC

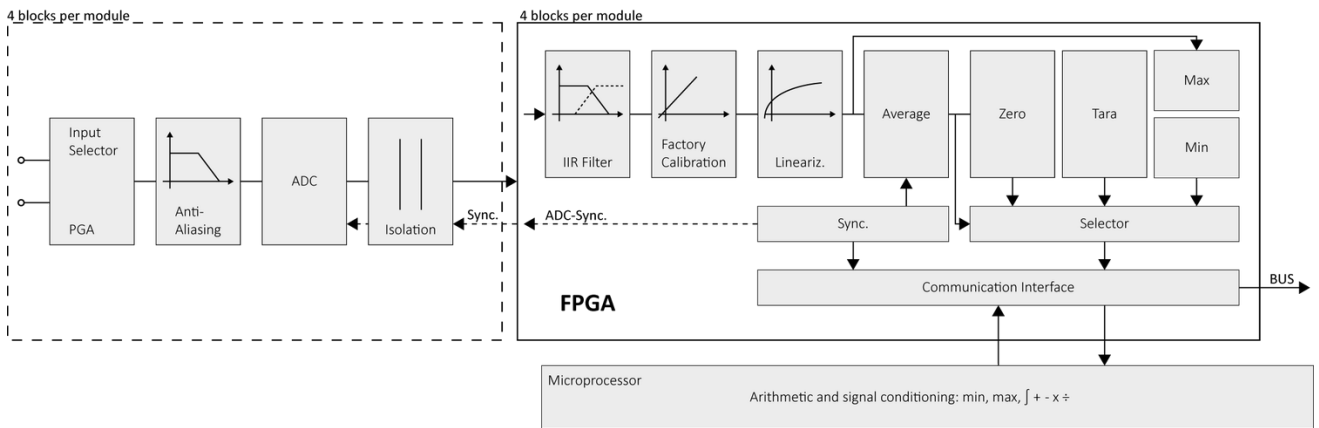


Key Features

- 4 galvanic isolated analog input channels
IEPE sensors, voltage
- Configurable input ranges
 ± 100 mV, ± 1 VDC, ± 10 VDC
- High-accuracy digitization
24-bit ADC, 100 kHz sample rate per channel
- Signal conditioning
16 virtual channels, linearization, digital filter, average, scaling, min/max storage, RMS, arithmetic, alarm
- Galvanic isolation
500 VDC channel to channel, channel to power supply, and bank



Block diagram



Technical Data

Analog Input

Channels	4
Accuracy	0.01 % typical 0.025 % in controlled environment ¹ 0.05 % in industrial area ²
Linearity error	0.01 % typical full-scale
Repeatability	0.003 % typical (within 24 hrs)
Input impedance	>10 MΩ (unless otherwise stated)
Isolation voltage	500 VDC channels, to power supply, channel to bus ³
Oversvoltage protection	±30 V
Max. Common-mode voltage (CMV)	250 VDC

¹ according to EN 61326 2006: appendix B

² according to EN 61326 2006: appendix A

³ noise pulses up to 1000 VDC, continuous up to 250 VDC

Measurement Mode Voltage

Input range	Margin of error	Resolution	Input impedance
±100 mV	±20 μV	12 nV	>1 MΩ
±1 V	±200 μV	120 nV	>1 MΩ
±10 V	±2 mV	1.2 μV	>1 MΩ
Long-term stability (range ±1 V)	<20 μV / 24 hrs	<200 μV / 8000 hrs	
Temperature drift (range ±1 V)	<50 μV / 10 K Offset drift	<0.01 % / 10 K Gain drift	
Signal-to-noise ratio	>90 dB at 1 kHz	>120 dB at 1 Hz	
Dynamic range	109 dB @ ±10 V		
Input impedance	1.2 MΩ 330 pF		

Measurement Mode IEPE

Input range	Margin of error	Resolution	Input impedance
±1 V	±1 mV	120 nV	>1 MΩ
±10 V	±10 mV	1.2 μV	>1 MΩ
Sensor excitation	4 mA ±10% constant current		
Compliance voltage	24 VDC ±10%		
Input frequency range	0.5 Hz to 20 kHz		
Temperature drift (range ±1 V)	<50 μV / 10 K Offset drift	<0.025 % / 10 K Gain drift	

Analog/Digital Conversion

Resolution	24-bit
Sample rate	100 kHz per channel
Modulation method	sigma-delta
Anti-aliasing filter	20 kHz, 3rd order
Digital filters	Infinite impulse response (IIR), low-pass, high-pass, Butterworth or Bessel (2nd, 4th, 6th or 8th order), frequency range 0.1 Hz to 20 kHz (adjustable via software)
Averaging	configurable or automatic according to the selected data rate

Communication Interface EtherCAT

Electrical standard	RS-485, 2-wire
Protocols	EtherCAT (LVDS)

Power Supply

Input voltage	10 to 30 VDC, overvoltage and overcurrent protection
Power consumption	2.5 W (approx.)
Input voltage influence	<0.001 % / V

Environmental

Operating temperature	-20°C to +60°C
Storage temperature	-40°C to +85°C
Relative humidity	5 % to 95 % at 50°C, non-condensing

Remarks

Validity of all listed specifications are subject to a warm-up period of at least 45 minutes

Specifications subject to change without notice

Mechanical information

Material	Aluminum
Measurements (W x H x D)	30x 137 x 135mm
Weight	approx. 500 g

Q.brixx XE A111

Measurement Module for IEPE Sensors and Voltages

Ordering Information

Article number	602420
----------------	--------

Gantner Instruments

Austria | Germany | France | Sweden | India | USA | China | Singapore
Montafonerstraße 4 · A-6780 Schruns · T +43 55 56 · 77 463-0

office@gantner-instruments.com
www.gantner-instruments.com