

Q.raxx XE A122 SEB

Module for Measuring Electrical Power

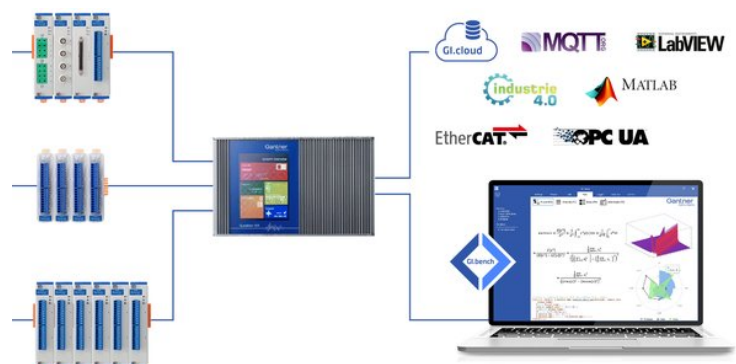
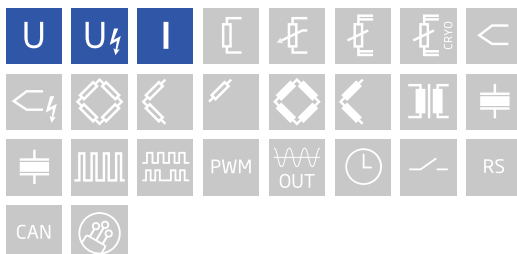
Q.raxx XE is an new addition to the Q.series product family - the ideal 19" rackmount EtherCAT DAQ solution for applications that require high channel density and custom sensor terminations. Q.raxx XE DAQ systems can consist of an integrated EtherCAT bus coupler for communication and 10 measurement modules capable of up to 100 kHz sampling per channel with short cycle times and low jitter for accurate synchronization

- According 19"-standard IEC
- Electromagnetic Compatibility according to EN61000-4 and EN55011
- High density and flexibility with 13 modules in one system in any constellation
- FoE (file access over EtherCAT, ETG.1000.5) and CoE (CAN over EtherCAT, ETG.50001.1)



Key Features

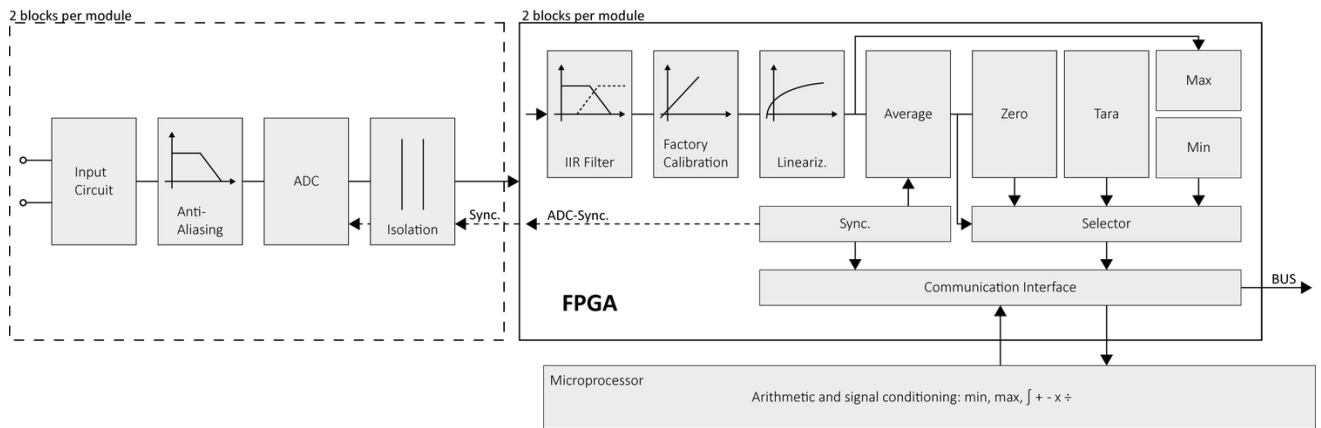
- 2 voltage input channels
1 inputs for voltage measurement
measuring ranges $\pm 40\text{ V}$, $\pm 120\text{ V}$, $\pm 400\text{ V}$, $\pm 1200\text{ V}$
1 inputs for current measurement via shunt resistors measuring ranges
 $\pm 80\text{ mV}$, $\pm 240\text{ mV}$, $\pm 800\text{ mV}$, $\pm 2400\text{ mV}$
- Signal conditioning
linearization, digital filter, average, scaling, min/max storage, RMS, alarm
- Fast high accuracy digitalization
19 bit SAR ADC, 100 kHz sample rate per channel
- Galvanic isolation
channel to channel to power supply and to interface isolation voltage
1200 VDC / 848 VACrms test voltage 5 kVDC over 1 minute
- Categories
1000 V CAT II and 600 V CAT III



Q.raxx XE A122 SEB

Module for Measuring Electrical Power

Block diagram



Technical Data

Analog Inputs

Channels	2
Accuracy	0.01 % typical
	0.025 % in controlled environment ¹
	0.05 % in industrial area ²
Linearity error	0.01 % typical full-scale
Repeatability	0.003 % typical (within 24 h)
Isolation voltage	1200 VDC continuous, channel to channel to power supply channel to bus ³

¹ according to EN 61326 2006: appendix B

² according to EN 61326 2006: appendix A

Measurement Mode Voltage

Error Channel 1	range	max. error	resolution	Long-term drift
	±1200 V	±300 mV	6 mV	<50 mV / 24 h <200 mV / 8000h
	±400 V	±100 mV	2 mV	<20 mV / 24h <60 mV / 8000 h
	±120 V	±30 mV	600 µV	<5 mV / 24h <20 mV / 8000h
	±40 V	±10 mV	200 µV	<2 mV / 24 h <6mV / 8000 h
Temperature influence		Offset drift		Gain drift
		<50 mV / 10 K		<0.025 % / 10 K

Measurement Mode Current

Via Shunt Channel 2	range	max. error	resolution	Long-term drift
	±2400 mV	±600 µV	12 µV	<100 µV / 24 h <300 µV / 8000h
	±800 mV	±200 µV	4 µV	<30 µV / 24h <100 µV / 8000 h
	±240 mV	±60 µV	1.2 µV	<10 µV / 24h <30 µV / 8000h
	±80 mV	±20 µV	0.4 µV	<3 µV / 24 h <10 µV / 8000 h
Temperature influence		Offset drift <10 µV / 10 K	Gain drift <0.02 % / 10 K	

Analog/Digital-Conversion

Resolution	19-bit
Update rate	100 kHz
Modulation method	SAR (successive approximation)
Anti-aliasing filter	20 kHz, 3rd order
Digital filters	Infinite impulse response (IIR), low-pass, high-pass, band-pass, Butterworth or Bessel (2nd, 4th, 6th or 8th order), frequency range 0.1 Hz to 10 kHz (adjustable via software)
Averaging	configurable or automatic according to the selected data rate

Communication Interface EtherCAT

Electrical standard	RS-485, 2-wire
Protocols	EtherCAT (LVDS)

Power Supply

Input voltage	10 to 30 VDC, overvoltage and overcurrent protection
Power consumption	approx.. 3 W
Input voltage influence	<0.001 %/V

Environmental

Operating temperature	-20°C to +60°C
Storage temperature	-40°C to +85°C
Relative humidity	5 % to 95 % at 50°C, non-condensing
Pollution degree	1

Remarks

Warm-up time	Validity of all listed specifications are subject to a warm-up period of at least 45 minutes
	Specifications subject to change without notice

Q.raxx XE A122 SEB

Module for Measuring Electrical Power

High Voltage Warnings



- Attention High voltage device, Danger for life and health in case of non regular use.
- Only special and sufficient educated persons are permitted to handle this device only.
- all metal housing parts must be safely and continuous connected to protected earth (PE)
- Only contact protection plugs and cables may be used. All parts must be approved for voltages up to 1200 VDC.
- During installation, the whole system must be without voltage and safely be disconnected from the mains.
- All relevant safety regulations must be considered.

Base is the european standard EN61010-1

Mechanical Information

Material	Aluminum
Measurements (W x H x D)	30x 128 x 150mm
Weight	approx. 200 g

Ordering Information

Article number	641221
----------------	--------

Gantner Instruments

Austria | Germany | France | Sweden | India | USA | China | Singapore
Montafonerstraße 4 · A-6780 Schruns · T +43 55 56 · 77 463-0

office@gantner-instruments.com
www.gantner-instruments.com